




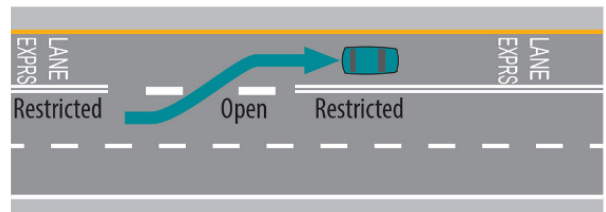
GETTING IN/OUT

Bay Area Express Lanes have the following rules for where you can get in and out of the lane.

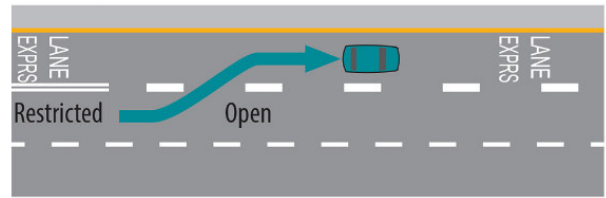
- You can cross dashed lines separating express lanes from regular traffic.
- You cannot cross double white lines. It is a traffic violation.
- In areas of restricted access, **median barrier signs** tell you in advance where to exit express lanes to reach different highway exits. Pay attention so you can get out of the lane at the right time.



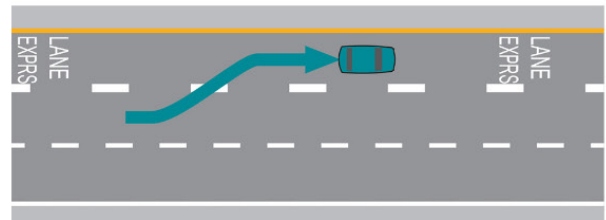
Restricted access express lanes provide only a few places to get in and out of the express lane. The rest of the lane is separated from regular traffic, and access to freeway exits may be limited.



Mostly open access express lanes provide many places to get in and out of the express lane, but some of the lane is separated from regular traffic. Access to freeway exits may be limited in some locations.

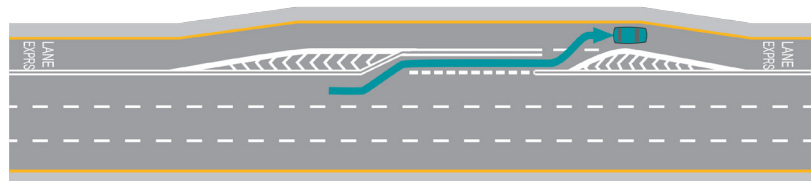


Open access express lanes allow you to get in and out of this type of express lane anywhere, just like existing carpool lanes, with no limits on your access to freeway exits.

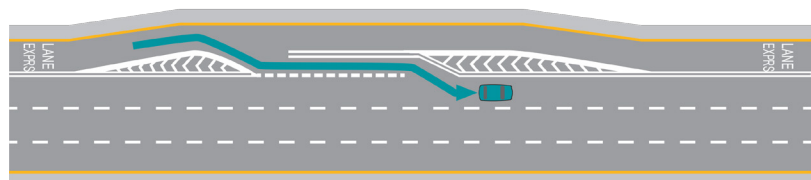


Entry and Exit Lanes

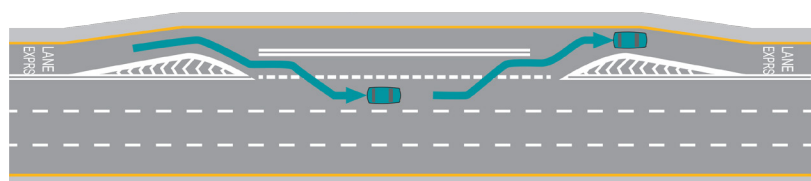
Entry and Exit lanes provide extra space between the express lane and regular lane to aid merging.



Entry Lane



Exit Lane



Entry & Exit Lane